

GITANJALI

GG/GGL/S/2017/182

July 18, 2017

To

Listing Department
BSE Limited
P.J. Towers, Dalal Street
Mumbai – 400 001

Listing Department
National Stock Exchange of India Limited
Exchange Plaza, Bandra – Kurla Complex
Bandra (E), Mumbai - 400051

Dear Sir,

Sub: Shareholding Pattern pursuant to regulation 31 (1)(b) of SEBI (Listing Obligations and Disclosures Requirement) Regulations, 2015

Ref : 1. BSE Scrip code – 532715

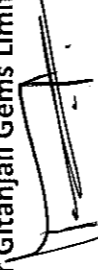
2. NSE Scrip Symbol - GITANJALI

With reference to above, please find enclosed herewith Shareholding Pattern of the Company for the quarter ended June 30, 2017.

Thanking you.

Yours truly,

For Gitanjali Gems Limited



(Pankhuri Warange)
Company Secretary

Gitanjali Gems Limited

Registered Office: A-1, 7th Floor, Laxmi Towers, Bandra Kurla Complex, Bandra (E), Mumbai – 400 051, India
T: 022 40354600 / 01 F: 40354602 • www.gitanjaligroup.com

CIN No - L36911MH1986PLC040689

Format of Holding of Specified securities

1. Name of Listed Entity : **GITANJALI GEMS LIMITED**
2. BSE Scrip Code / NSE Scrip Symbol: **532715 /GITANJALI**
3. Share Holding Pattern Filed under: **Reg.31(1)(b) - For the Quarter ended June 30, 2017**

b. if under 31(1)(c) then indicate date of allotment/extinguishment

4. Declaration : The Listed entity is required to submit the following declaration to the extent of submission of information:

	Particulars	YES*	NO*
a	Whether the Listed Entity has issued any partly paid up shares		√
b	Whether the Listed Entity has issued any Convertible Securities or Warrants?		√
c	Whether the Listed Entity has any shares against which depository receipts are issued?		√
d	Whethere the Listed Entity has any shares in locked-in?	√	
e	Whethere any shares held by promoters are pledge or otherwise encumbered?	√	

*if the Listed Entity selectes the option 'NO' for the questions above, the columns for the partly paid up shares, Outstanding Convertible Securities/Warrants, depository receipts, locked-in shares, No of shares pledged or otherwise encumbered by promoters, as applicable, shall not be displayed at the time of ddissemination on the Stock Exchange website. Also wherever there is 'No' declared by Listed entity in above table the values will be considered as 'Zero' by default on submission of the format of holding of specified securities.

5. The tabular format for disclosure of holding of specified securities is as follows:




Table I - Summary Statement holding of specified securities

Category	Category of Shareholder	No of Shareholders	No of fully paid up equity shares held	No of Partly paid-up equity shares held	No of Shares Underlying Depository Receipts	Total No of Shares Held	Shareholding as a % of total no of shares	Number of Voting Rights held in each class of securities			No of Shares Underlying Outstanding convertible securities (including Warrants)	Shareholding as a % assuming full conversion of convertible Securities (as a percentage of diluted share capital)	Number of Locked in Shares		Number of Shares pledged or otherwise encumbered		Number of equity shares held in dematerialized form	
								No of Voting Rights	Total as a % of (A+B+C)				No.	As a % of total Shares held	No.	As a % of total Shares held		
								Class X	Class Y	Total								
(I)	(II)	(III)	(IV)	(V)	(VI)	(VII)	(VIII)	(IX)			(X)	(XI)	(XII)		(XIII)		(XIV)	
(A)	Promoter & Promoter Group	5	36821761	0	0	36821761	31.04	36821761	0	36821761	31.04	0	N.A.	2139843	5.81	29138064	79.13	36821761
(B)	Public	68585	81794244	0	0	81794244	68.96	81794244	0	81794244	68.96	0	N.A.	20495554	25.06	NA	NA	81793185
(C)	Non Promoter-Non Public																	
(C1)	Shares underlying DRs	0	0	0	0	0	0.00	0	0	0	0.00	0	0.00	0	0.00	NA	NA	0
(C2)	Shares held by Employes Trusts	0	0	0	0	0	0.00	0	0	0	0.00	0	0.00	0	0.00	NA	NA	0
	Total:	68590	118616005	0	0	118616005	100.00	118616005	0	118616005	100.00	0	0.00	22635397	19.08	29138064	24.57	118614946




Table II - Statement showing shareholding pattern of the Promoter and Promoter Group

Category	Category & Name of the Shareholder	PAN	No of Shareholders	No of fully paid up equity shares held	No of Partly paid-up equity shares held	No of Shares Underlying Depository Receipts	Total No of Shares Held (IV+V+VI)	Shareholding as a % of total no of shares (A+B+C2)	Number of Voting Rights held in each class of securities			No of Shares Underlying Outstanding convertible securities (Including Warrants)	Shareholding as a % assuming full conversion of convertible Securities (as a percentage of diluted share capital)	Number of Locked in Shares		Number of Shares pledged or otherwise encumbered		Number of equity shares held in dematerialized form	
									Class X	Class Y	Total			No.	As a % of total Shares held	No.	As a % of total Shares held		
	(I)	(II)	(III)	(IV)	(V)	(VI)	(VII)	(VIII)	(IX)			(X)	(XI)	(XII)		(XIII)		(XIV)	
(1)	Indian																		
(a)	Individuals/Hindu undivided Family		1	30946456	0	0	30946456	26.09	30946456	0	30946456	26.09	N.A.	N.A.	0	0.00	25402602	82.09	30946456
	Mehul C. Choksi	AABPC1451E		30946456	0	0	30946456	26.09	30946456	0	30946456	26.09	N.A.	N.A.	0	0.00	25402602	82.09	30946456
(b)	Central Government/State Government(s)		0	0	0	0	0	0.00	0	0	0	0.00	N.A.	N.A.	0	0.00	0	0.00	0
(c)	Financial Institutions/Banks		0	0	0	0	0	0.00	0	0	0	0.00	N.A.	N.A.	0	0.00	0	0.00	0
(d)	Any Other		4	5875305	0	0	5875305	4.95	5875305	0	5875305	4.95	N.A.	N.A.	2139843	36.42	3735462	63.58	5875305
	Partha Gems LLP	AAMFP2406M		2069452	0	0	2069452	1.74	2069452	0	2069452	1.74	N.A.	N.A.	1000	0.05	2068452	99.95	2069452
	Priyanka Gems Private Limited	AAACP3049B		797748	0	0	797748	0.67	797748	0	797748	0.67	N.A.	N.A.	3000	0.38	794748	99.62	797748
	Rohan Diamonds Private Limited	AAACR2580H		803216	0	0	803216	0.68	803216	0	803216	0.68	N.A.	N.A.	382216	47.59	421000	52.41	803216
	Mozart Trading Private Limited	AADCM7054Q		2204889	0	0	2204889	1.86	2204889	0	2204889	1.86	N.A.	N.A.	1753627	79.53	451262	20.47	2204889
	Sub-Total (A)(1)		5	36821761	0	0	36821761	31.04	36821761	0	36821761	31.04	N.A.	N.A.	2139843	5.81	29138064	79.13	36821761




Category	Category & Name of the Shareholder	PAN	No of Shareholders	No of fully paid up equity shares held	No of Partly paid-up equity shares held	No of Shares Underlying Depository Receipts	Total No of Shares Held (IV+V+VI)	Shareholding as a % of total no of shares (A+B+C2)	Number of Voting Rights held in each class of securities			No of Shares Underlying Outstanding convertible securities (including Warrants)	Shareholding as a % assuming full conversion of convertible Securities (as a percentage of diluted share capital)	Number of Locked in Shares		Number of Shares pledged or otherwise encumbered		Number of equity shares held in dematerialized form	
									No of Voting Rights		Total as a % of (A+B+C)			No.	As a % of total Shares held	No.	As a % of total Shares held		
									Class X	Class Y	Total								
(I)	(II)	(III)	(IV)	(V)	(VI)	(VII)	(VIII)	(IX)			(X)	(XI)	(XII)		(XIII)		(XIV)		
(2)	Foreign																		
(a)	Individuals (Non-Resident Individuals/Foreign Individuals)		0	0	0	0	0	0.00	0	0	0	0.00	N.A.	N.A.	0	0.00	0	0.00	0
(b)	Government		0	0	0	0	0	0.00	0	0	0	0.00	N.A.	N.A.	0	0.00	0	0.00	0
(c)	Institutions		0	0	0	0	0	0.00	0	0	0	0.00	N.A.	N.A.	0	0.00	0	0.00	0
(d)	Foreign Portfolio Investor		0	0	0	0	0	0.00	0	0	0	0.00	N.A.	N.A.	0	0.00	0	0.00	0
(e)	Any Other		0	0	0	0	0	0.00	0	0	0	0.00	N.A.	N.A.	0	0.00	0	0.00	0
	Sub-Total (A)(2)		0	0	0	0	0	0.00	0	0	0	0.00	N.A.	N.A.	0	0.00	0	0.00	0
	Total Shareholding of Promoter and Promoter Group (A)={A}(1)+{A}(2)		5	36821761	0	0	36821761	31.04	36821761	0	36821761	31.04	N.A.	N.A.	2139843	5.81	29138064	79.13	36821761



Table III - Statement showing shareholding pattern of the Public shareholder

Category	Category & Name of the Shareholder	PAN	No of Shareholders	No of fully paid up equity shares held	No of Partly paid-up equity shares held	No of Shares Underlying Depository Receipts	Total No of Shares Held (IV+V+VI)	Shareholding as a % of total no of shares (A+B+C2)	Number of Voting Rights held in each class of securities			No of Shares Underlying Outstanding convertible securities (Including Warrants)	Shareholding as a % assuming full conversion of convertible Securities (as a percentage of diluted share capital)	Number of Locked in Shares		Number of Shares pledged or otherwise encumbered		Number of equity shares held in dematerialized form	
									No of Voting Rights					Total as a % of (A+B+C)	No.	As a % of total Shares held	No.		As a % of total Shares held
									Class X	Class Y	Total								
	(I)	(II)	(III)	(IV)	(V)	(VI)	(VII)	(VIII)	(IX)			(X)	(XI)	(XII)		(XIII)	(XIV)		
(1)	Institutions																		
(a)	Mutual Funds			0	0	0	0	0.00	0	0	0	0.00	N.A.	N.A.	0	0.00	NA	0	
(b)	Venture Capital Funds			0	0	0	0	0.00	0	0	0	0.00	N.A.	N.A.	0	0.00	NA	0	
(c)	Alternate Investment Funds			0	0	0	0	0.00	0	0	0	0.00	N.A.	N.A.	0	0.00	NA	0	
(d)	Foreign Venture Capital Investors			0	0	0	0	0.00	0	0	0	0.00	N.A.	N.A.	0	0.00	NA	0	
(e)	Foreign Portfolio Investors			34	9922084	0	0	9922084	8.36	9922084	0	9922084	8.36	N.A.	N.A.	0	0.00	NA	9922084
	Elara India Opportunities Fund Limited	AABCE6307N			2340000	0	0	2340000	1.97	2340000	0	0	0.00	N.A.	N.A.	0	0.00	NA	2340000
	Morgan Stanley Mauritius Company Limited	AADCM5927G			2281450	0	0	2281450	1.92	2281450	0	0	0.00	N.A.	N.A.	0	0.00	NA	2281450
(f)	Financial Institutions/Banks			2	56642	0	0	56642	0.05	56642	0	56642	0.05	N.A.	N.A.	0	0.00	NA	56642
(g)	Insurance Companies			2	4799784	0	0	4799784	4.05	4799784	0	4799784	4.05	N.A.	N.A.	0	0.00	NA	4799784
	Life Insurance Corporation of India	AAACL0582H			4499784	0	0	4499784	3.79	4499784	0	4499784	3.79	N.A.	N.A.	0	0.00	NA	4499784
(h)	Provident Funds/Pension Funds			0	0	0	0	0.00	0	0	0	0.00	N.A.	N.A.	0	0.00	NA	0	
(i)	Any Other																		
	Foreign Institutional Investors				0	0	0	0.00	0	0	0	0.00	N.A.	N.A.	0	0.00	NA	0	



Category	Category & Name of the Shareholder	PAN	No of Shareholders	No of fully paid up equity shares held	No of Partly paid-up equity shares held	No of Shares Underlying Depository Receipts	Total No of Shares Held (IV+V+VI)	Shareholding as a % of total no of shares (A+B+C2)	Number of Voting Rights held in each class of securities			No of Shares Underlying Outstanding convertible securities (including Warrants)	Shareholding as a % assuming full conversion of convertible Securities (as a percentage of diluted share capital)	Number of Locked in Shares		Number of Shares pledged or otherwise encumbered		Number of equity shares held in dematerialized form	
									No of Voting Rights					Total as a % of (A+B+C)	No.	As a % of total Shares held	No.		As a % of total Shares held
									Class X	Class Y	Total								
(I)	(II)	(III)	(IV)	(V)	(VI)	(VII)	(VIII)	(IX)			(X)	(XI)	(XII)		(XIII)	(XIV)			
	Sub Total (B)(1)		38	14778510	0	0	14778510	12.46	14778510	0	14778510	12.46	N.A.	N.A.	0	0.00	NA	14778510	



Category	Category & Name of the Shareholder	PAN	No of Shareholders	No of fully paid up equity shares held	No of Partly paid-up equity shares held	No of Shares Underlying Depository Receipts	Total No of Shares Held (IV+V+VI)	Shareholding as a % of total no of shares (A+B+C2)	Number of Voting Rights held in each class of securities			No of Shares Underlying Outstanding convertible securities (Including Warrants)	Shareholding as a % assuming full conversion of convertible Securities (as a percentage of diluted share capital)	Number of Locked in Shares		Number of Shares pledged or otherwise encumbered		Number of equity shares held in dematerialized form	
									No of Voting Rights					Total as a % of (A+B+C)	No.	As a % of total Shares held	No.		As a % of total Shares held
									Class X	Class Y	Total								
	(I)	(II)	(III)	(IV)	(V)	(VI)	(VII)	(VIII)	(IX)			(X)	(XI)	(XII)		(XIII)	(XIV)		
(2)	Central Government/State Government(s)/President of India			0	0	0	0	0.00	0	0	0	0.00	N.A.	N.A.	0	0.00	NA	0	
	Sub Total (B)(2)			0	0	0	0	0.00	0	0	0	0.00	N.A.	N.A.	0	0.00	NA	0	
(3)	Non-Institutions																		
(a)	i. Individual shareholders holding nominal share capital up to Rs.2 lakhs		65412	21678679	0	0	21678679	18.28	21678679	0	21678679	18.28	N.A.	N.A.	0	0.00	NA	21677620	
	ii. Individual shareholders holding nominal share capital in excess of Rs. 2 Lakhs		91	11517620	0	0	11517620	9.71	11517620	0	11517620	9.71	N.A.	N.A.	6868432	59.63	NA	11517620	
	Ramesh Shah			6883432	0	0	6883432	5.80	6883432	0	6883432	5.80	N.A.	N.A.	6868432	99.78	NA	6883432	
(b)	NBFCs Registered with RBI		4	30235	0	0	30235	0.03	30235	0	30235	0.03	N.A.	N.A.	0	0.00	NA	30235	
(c)	Employee Trusts		0	0	0	0	0	0.00	0	0	0	0.00	N.A.	N.A.	0	0.00	NA	0	
(d)	Overseas Depositories (Holding DRs)(Balancing figure)		0	0	0	0	0	0.00	0	0	0	0.00	N.A.	N.A.	0	0.00	NA	0	
(e)	Any Other)		1485	1532034	0	0	1532034	1.29	1532034	0	1532034	1.29	N.A.	N.A.	0	0.00	NA	1532034	
	HUF			11	0	0	11	0.00	11	0	11	0.00	N.A.	N.A.	0	0.00	NA	11	
	Trust		1	11	0	0	11	0.00	11	0	11	0.00	N.A.	N.A.	0	0.00	NA	11	



Category	Category & Name of the Shareholder	PAN	No of Shareholders	No of fully paid up equity shares held	No of Partly paid-up equity shares held	No of Shares Underlying Depository Receipts	Total No of Shares Held (IV+V+VI)	Shareholding as a % of total no of shares (A+B+C2)	Number of Voting Rights held in each class of securities			No of Shares Underlying Outstanding convertible securities (Including Warrants)	Shareholding as a % assuming full conversion of convertible Securities (as a percentage of diluted share capital)	Number of Locked in Shares		Number of Shares pledged or otherwise encumbered		Number of equity shares held in dematerialized form	
									No of Voting Rights					Total as a % of (A+B+C)	No.	As a % of total Shares held	No.		As a % of total Shares held
									Class X	Class Y	Total								
	(I)	(II)	(III)	(IV)	(V)	(VI)	(VII)	(VIII)	(IX)			(X)	(XI)	(XII)		(XIII)	(XIV)		
	Non Resident Indians		732	15759620	0	0	15759620	13.29	15759620	0	15759620	13.29	N.A.	N.A.	13627122	86.47	NA	15759620	
	a) Chaitya Shah	BEYPS4732N		6802896	0	0	6802896	5.74	6802896	0	6802896	5.74	N.A.	N.A.	6802896	100.00	NA	6802896	
	b) Rakesh Gajera	ANUPG6157D		6824226	0	0	6824226	5.75	6824226	0	6824226	5.75	N.A.	N.A.	6824226	100.00	NA	6824226	
	Clearing Members		124	118236	0	0	118236	0.10	118236	0	118236	0.10	N.A.	N.A.	0	0.00	NA	118236	
	Directors		0	0	0	0	0	0.00	0	0	0	0.00	N.A.	N.A.	0	0.00	NA	0	
	Bodies Corporate		698	16379299	0	0	16379299	13.81	16379299	0	16379299	13.81	N.A.	N.A.	0	0.00	NA	16379299	
	UNO Metals Ltd	AAACU3053E		3825000	0	0	3825000	3.22	3825000	0	3825000	3.22	N.A.	N.A.	0	0.00	NA	3825000	
	Macquarie Finance (India) Pvt Ltd	AAFCM9404N		5000000	0	0	5000000	4.22	5000000	0	5000000	4.22	N.A.	N.A.	0	0.00	NA	5000000	
	Sub Total (B)(3)		68547	67015734	0	0	67015734	56.50	67015734	0	67015734	56.50	N.A.	N.A.	20495554	30.58	NA	67014675	
	Total Public Shareholding (B) = (B)(1)+(B)(2)+(B)(3)		68585	81794244	0	0	81794244	68.96	81794244	0	81794244	68.96	N.A.	N.A.	20495554	25.06	NA	81793185	

973 equity shares are lying in Unclaimed Shares Demat Suspense Account



Table IV - Statement showing shareholding pattern of the Non Promoter - Non Public Shareholder

Category	Category & Name of the Shareholder	PAN	No of Shareholders	No of fully paid up equity shares held	No of Partly paid-up equity shares held	No of Shares Underlying Depository Receipts	Total No of Shares Held (IV+V+VI)	Shareholding as a % of total no of shares (A+B+C2)	Number of Voting Rights held in each class of securities			No of Shares Underlying Outstanding convertible securities (Including Warrants)	Shareholding as a % assuming full conversion of convertible Securities (as a percentage of diluted share capital)	Number of Locked in Shares		Number of Shares pledged or otherwise encumbered		Number of equity shares held in dematerialized form	
									No of Voting Rights					Total as a % of (A+B+C)	No.	As a % of total Shares held	No.		As a % of total Shares held
									Class X	Class Y	Total								
	(I)	(II)	(III)	(IV)	(V)	(VI)	(VII)	(VIII)	(IX)			(X)	(XI)	(XII)		(XIII)		(XIV)	
(1)	Custodian/DR Holder		0	0	0	0	0	0.00	0	0	0	0.00	0	0.00	0	0.00	NA	NA	0
(2)	Employee Benefit Trust (under SEBI(Share based Employee Benefit) Regulations 2014)		0	0	0	0	0	0.00	0	0	0	0.00	0	0.00	0	0.00	NA	NA	0
	Total Non-Promoter-Non Public Shareholding (C) = (C)(1)+(C)(2)		0	0	0	0	0	0.00	0	0	0	0.00	0	0.00	0	0.00			0

